



Australian Government

Department of Infrastructure, Transport,  
Regional Development, Communications and the Arts

# Local Roads and Community Infrastructure Program – Signage Guidelines

This document sets out the guidelines for signage relating to projects valued at more than \$10,000 that are funded through the Local Roads and Community Infrastructure Program.

Funding recipients will be required to submit a signage plan setting out proposed temporary and permanent signage for a project when approval for construction is sought. The funding recipient may also be required to certify in the annual financial statement and audit report that required signage has been erected in accordance with relevant agreements and signage plans.

A project specific sign is to be placed prior to construction commencing at each end of the physical work, facing oncoming traffic. Please ensure consideration is given to safety issues surrounding the placement of signs.

Signs are not to be obscured, including by any other information signs and must be maintained for 12 months beyond the opening of the project.

The Australian Government crest should always take prominence over all other logos.

Where a project is fully funded by the Australian Government, there are to be no signs giving public recognition to the relevant state/ territory government or authority other than an auxiliary sign affixed below the main project sign.

Where a project is majority funded (80 per cent or more Australian Government funded), the Australian Government crest is to take the prominent position, with the relevant state/ territory government or authority logo affixed below the project name on the sign.

Where a project is jointly funded, the Australian Government crest is to take the prominent position with the relevant state/ territory government or authority logo on the adjacent side.

The requirements are set out in the templates in this document.

The funding recipient will be required to submit final proofs of signs and commemorative plaques to the relevant project officer within the Department of Infrastructure, Transport, Regional Development, Communications and the Arts for clearance with 5 business days prior to production. Sign sizes, text sizes, style, colour and materials should be in accordance with the examples outlined in this document. A package of templates is available via request through your departmental project officer.

## **The main sign should be:**

- 900mm wide by 1200mm high.

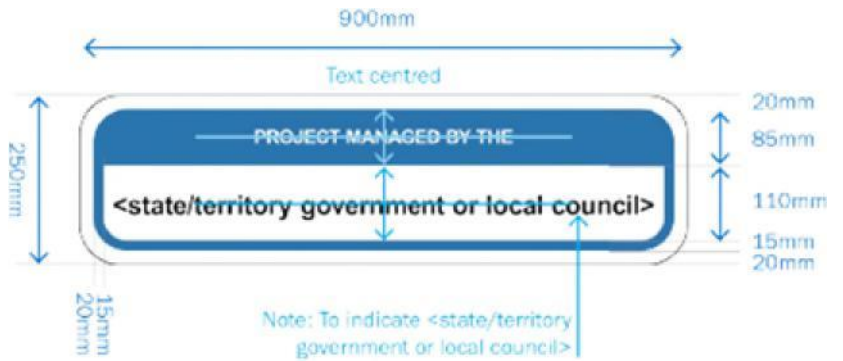
## **A smaller sign can also be used when the usual speed limit is less than 80km per hour:**

- 600mm wide by 900mm high. The proportions of the standard sign must be maintained when using a smaller sign.

## Signage of project fully funded by the Australian Government



Main Sign Dimensions



Auxiliary Sign Dimensions



Sign Application

### Sign specifications

Font: Arial Black

Colour specifications:

	C 85%		C 0%
	M 52%		M 0%
	Y 10%		Y 0%
	K 0%		K 100%
PMS 285		Black	

### Manufacturing Specifications

- **Colour:** must be matched as closely as possible to the Pantone standards. Allowances should be made for variations between materials.
- **Aluminum Thickness:** 1.6mm aluminum (standard for signage)
- **Mounting:** RTA RIB (standard RTA mount)
- **Stock:** Non-reflective vinyl (does not take in any light)
- **Finishing:** Digital print over lamination – clear (durability). Anti-Graffiti coating (allows for graffiti to be removed without alcohol)

## Signage of project jointly funded by the Australian Government



### Sign specifications

Font: Arial Black

Colour specifications:

PMS 285	C	85%	Black	C	0%
	M	52%		M	0%
	Y	10%		Y	0%
	K	0%		K	100%

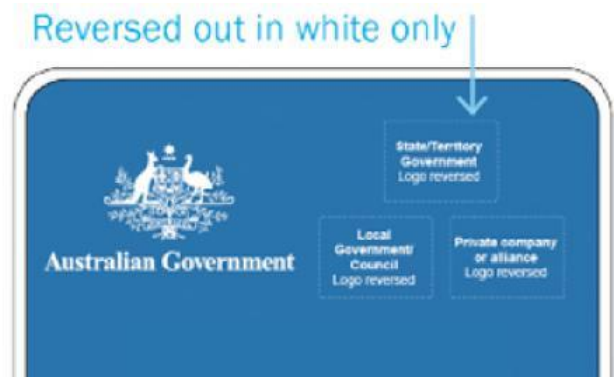
### Manufacturing Specifications

- **Colour:** must be matched as closely as possible to the Pantone standards. Allowances should be made for variations between materials.
- **Aluminum Thickness:** 1.6mm aluminum (standard for signage)
- **Mounting:** RTA RIB (standard RTA mount)
- **Stock:** Non-reflective vinyl (does not take in any light)
- **Finishing:** Digital print over lamination – clear (durability). Anti-Graffiti coating (allows for graffiti to be removed without alcohol)

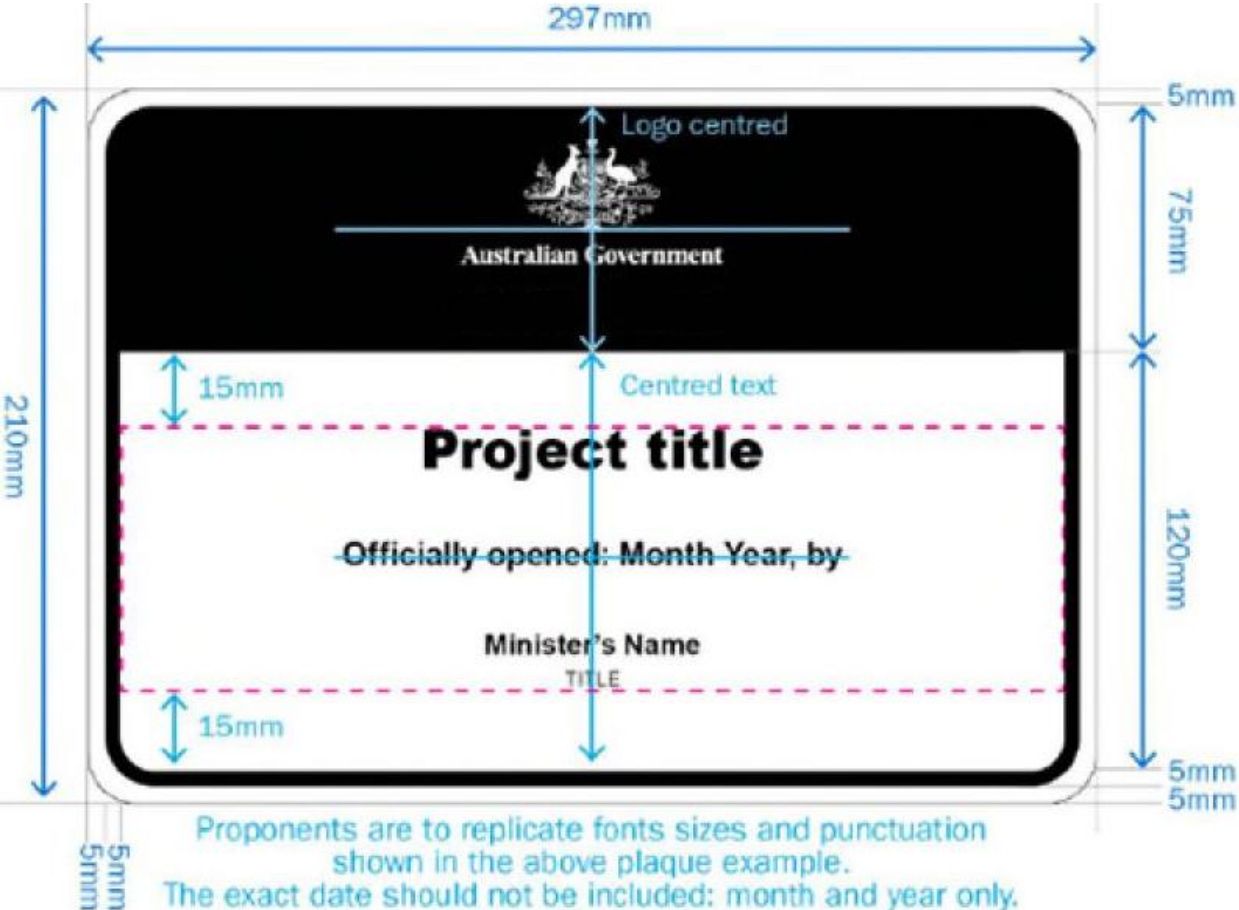
Where there is more than one contributor, the order of contributors is set out below:

- State/Territory Governments
- Local Government Councils
- Private Alliances

See the below figure for examples.



**Commemorative Plaque: fully funded by the Australian Government**



**Note:** Eligible Funding Recipients are not obliged to have a plaque for their project. However if they choose to have a plaque, they must use the Australian Government plaque template. In addition, they may also have a plaque of their own.

**Manufacturing Specifications**

- **Colour:** must be matched as closely as possible to the Pantone standards. Allowances should be made for variations between materials.
- **Please contact a plaque manufacturer for advice on plaque production specifications**

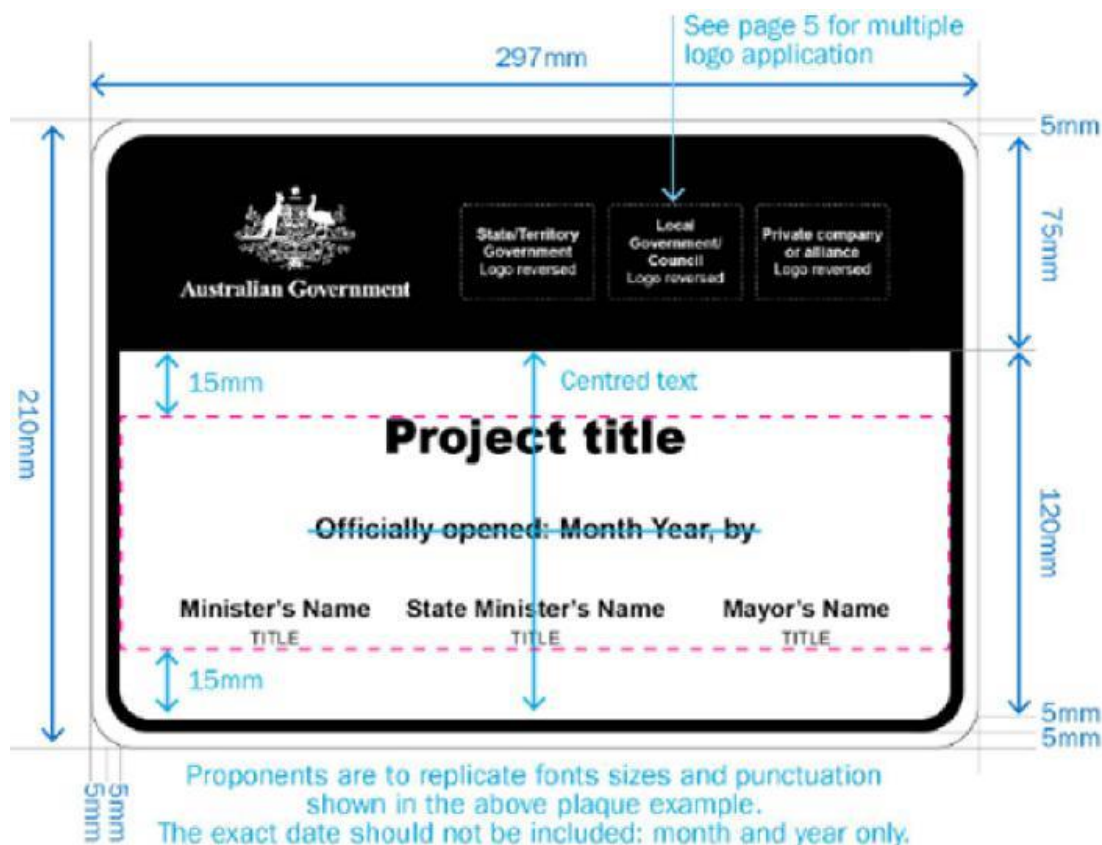
**Sign specifications**

Font: Arial, Arial Black, Arial Bold

Colour specifications:

	<b>C</b> 0%
	<b>M</b> 0%
	<b>Y</b> 0%
	<b>K</b> 100%
	<b>Black</b>

## Commemorative Plaque: jointly funded by the Australian Government



**Note:** Eligible Funding Recipients are not obliged to have a plaque for their project. However if they choose to have a plaque, they must use the Australian Government plaque template. In addition, they may also have a plaque of their own.

### Key Considerations

- Only funding partners receive recognition on the plaque (excludes in-kind contributions).
- Only the logos of the funding partners are to appear in the designated logo section and in the order shown
- Only one designated funding partner official shall have their name and title appear on the plaque and shall officiate at the event.
- The plaque template is not to be altered to include any additional text or graphics.

### Manufacturing Specifications

- **Colour:** must be matched as closely as possible to the Pantone standards. Allowances should be made for variations between materials.

**Please contact a plaque manufacturer for advice on plaque production specifications**

### Sign specifications

Font: Arial, Arial Black, Arial Bold

Colour specifications:

	<b>C</b> 0%
	<b>M</b> 0%
	<b>Y</b> 0%
	<b>K</b> 100%

Black